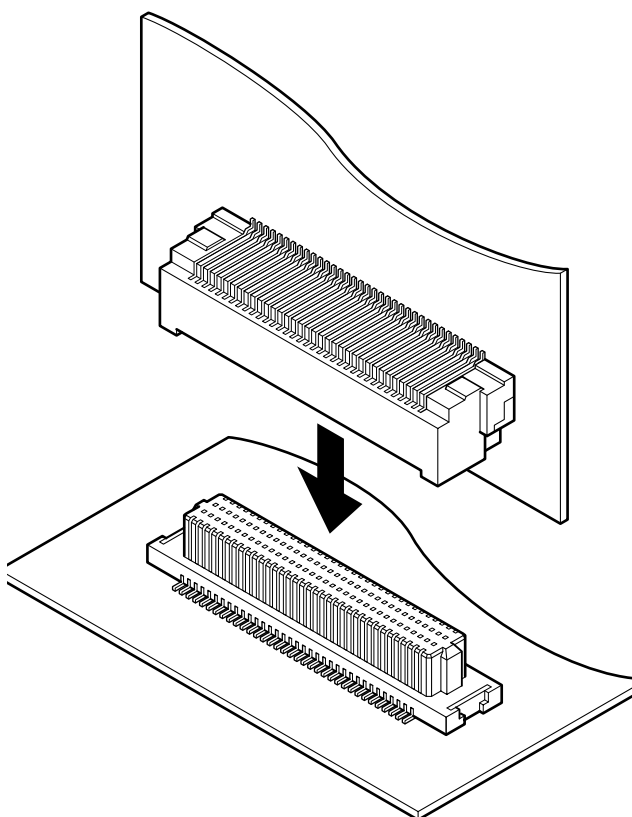


# JMD CONNECTOR

Board-to-board connectors



## Features

### • **Smooth connection**

Thanks to the cantilever type contacts, mating is very smooth.

### • **Distortion preventive construction**

Box-shaped plug housing has the guide ribs on both ends, which prevents distortion, and offsetting the rib from the center axis provides the mating directionality.

### • **Wide range of circuits**

No. of circuits available are from 20 to 100, every 10 circuits.

### • **Embossed taping for automatic mounting**

This connector is supplied in embossed tape packaging, for mounting by automatic placement machines.

## Specifications

- Current rating: 0.5A AC, DC
- Voltage rating: 50V AC, DC
- Temperature range: -25°C to +85°C  
(including temperature rise in applying electrical current)
- Contact resistance: Initial value/50m Ω max.  
After environmental testing/100m Ω max.
- Insulation resistance: 50M Ω min.
- Withstanding voltage: 100V AC/minute
- \* RoHS compliant products are published.
- \* Refer to "General Instruction and Notice when using Terminals and Connectors" at the end of this catalog.
- \* Contact JST for details.

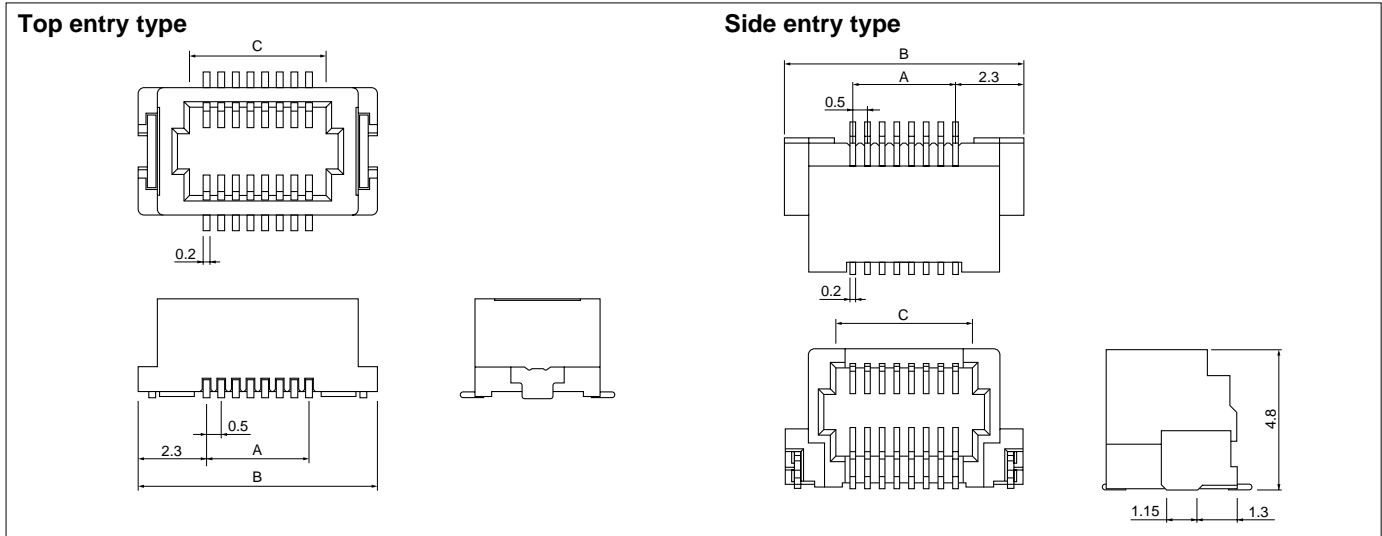
## Standards

 Recognized E60389

 Certified LR20812

# JMD CONNECTOR

## Plug



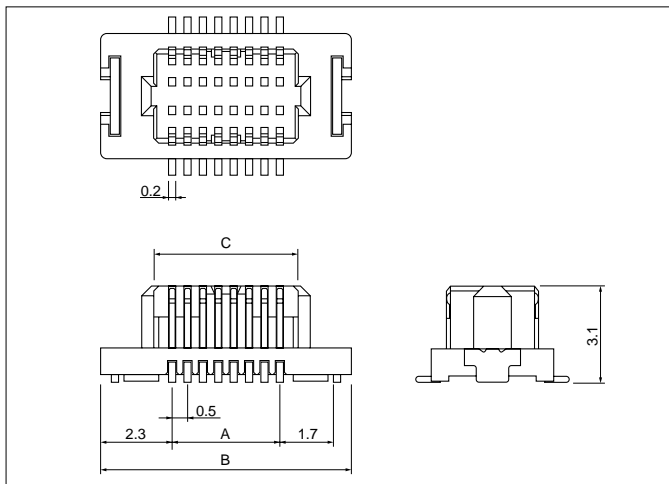
Circuits	Model No.				Dimensions (mm)			Q'ty / reel
	Top entry type			Side entry type	A	B	C	
	4.5mm	5.0mm	6.0mm					
20	<b>20P-JMDSS-G-1-TF</b>	—	—	<b>20PS-JMDSS-G-1-TF</b>	4.5	9.1	5.7	1,500
30	—	<b>30P5.0-JMDSS-G-1-TF</b>	—	<b>30PS-JMDSS-G-1-TF</b>	7.0	11.6	8.2	1,500
40	<b>40P-JMDSS-G-1-TF</b>	<b>40P5.0-JMDSS-G-1-TF</b>	—	<b>40PS-JMDSS-G-1-TF</b>	9.5	14.1	10.7	1,500
50	<b>50P-JMDSS-G-1-TF</b>	—	<b>50P6.0-JMDSS-G-1-TF</b>	<b>50PS-JMDSS-G-1-TF</b>	12.0	16.6	13.2	1,500
60	<b>60P-JMDSS-G-1-TF</b>	—	<b>60P6.0-JMDSS-G-1-TF</b>	<b>60PS-JMDSS-G-1-TF</b>	14.5	19.1	15.7	1,500
70	<b>70P-JMDSS-G-1-TF</b>	—	<b>70P6.0-JMDSS-G-1-TF</b>	<b>70PS-JMDSS-G-1-TF</b>	17.0	21.6	18.2	1,500
80	<b>80P-JMDSS-G-1-TF</b>	—	—	<b>80PS-JMDSS-G-1-TF</b>	19.5	24.1	20.7	1,500
100	<b>100P-JMDSS-G-1-TF</b>	—	—	<b>100PS-JMDSS-G-1-TF</b>	24.5	29.1	25.7	1,500

### Material and Finish

Contact: Phosphor bronze, nickel-undercoated, gold-plated  
Housing: PA 6T, UL94V-0  
Solder tab: Brass, copper-undercoated, tin-plated (reflow treatment)

**RoHS compliance** This product displays (LF)(SN) on a label.  
Note: The products listed above are supplied on embossed-tape.

## Receptacle



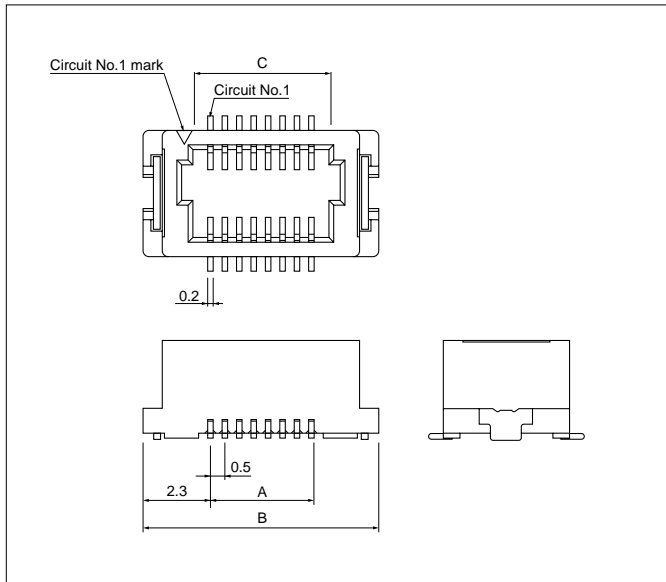
Circuits	Model No.	Dimensions (mm)			Q'ty / reel
		A	B	C	
20	<b>20R-JMDSS-G-1-TF(S)</b>	4.5	9.1	5.7	1,500
30	<b>30R-JMDSS-G-1-TF(S)</b>	7.0	11.6	8.2	1,500
40	<b>40R-JMDSS-G-1-TF(S)</b>	9.5	14.1	10.7	1,500
50	<b>50R-JMDSS-G-1-TF(S)</b>	12.0	16.6	13.2	1,500
60	<b>60R-JMDSS-G-1-TF(S)</b>	14.5	19.1	15.7	1,500
70	<b>70R-JMDSS-G-1-TF(S)</b>	17.0	21.6	18.2	1,500
80	<b>80R-JMDSS-G-1-TF(S)</b>	19.5	24.1	20.7	1,500
100	<b>100R-JMDSS-G-1-TF(S)</b>	24.5	29.1	25.7	1,500

### Material and Finish

Contact: Phosphor bronze, nickel-undercoated, gold-plated  
Housing: PA 6T, UL94V-0  
Solder tab: Brass, copper-undercoated, tin-plated (reflow treatment)

**RoHS compliance** This product displays (LF)(SN) on a label.  
Note: The products listed above are supplied on embossed-tape.

## Plug with polarizing key



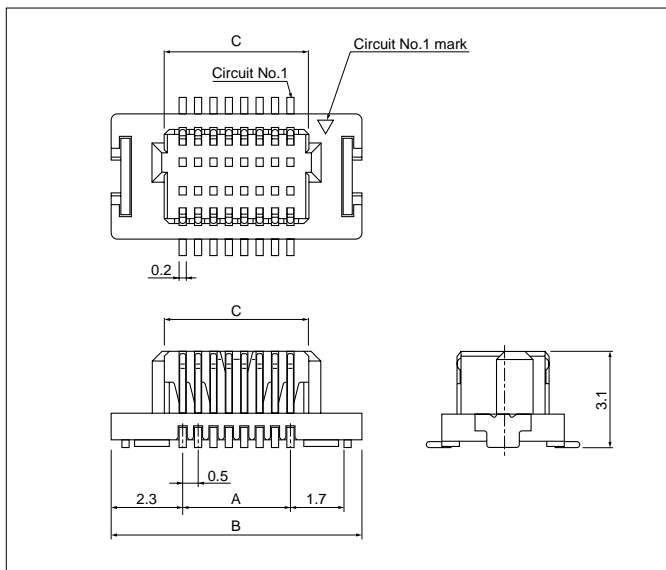
Cir- cuits	Model No.	Dimensions (mm)			Q'ty / reel
	Stacking height /4.5mm	A	B	C	
60	<b>60P-JMDHS-GAN-1A-TF (A)</b>	14.5	19.1	15.7	1,500

### Material and Finish

Contact: Phosphor bronze, nickel-underplated, gold-plated (nickel-stripe)  
 Housing: PA6T, UL94V-0, gray  
 Solder tab: Brass, copper-undercoated, tin-plated (reflow treatment)

**RoHS compliance** This product displays (LF)(SN) on a label.  
 This products listed above are supplied on embossed-tape.

## Receptacle with polarizing key



Cir- cuits	Model No.	Dimensions (mm)			Q'ty / reel
	Stacking height /4.5mm	A	B	C	
60	<b>60R-JMDHS-GAN-1A-TF (SA)</b>	14.5	19.1	15.7	1,500

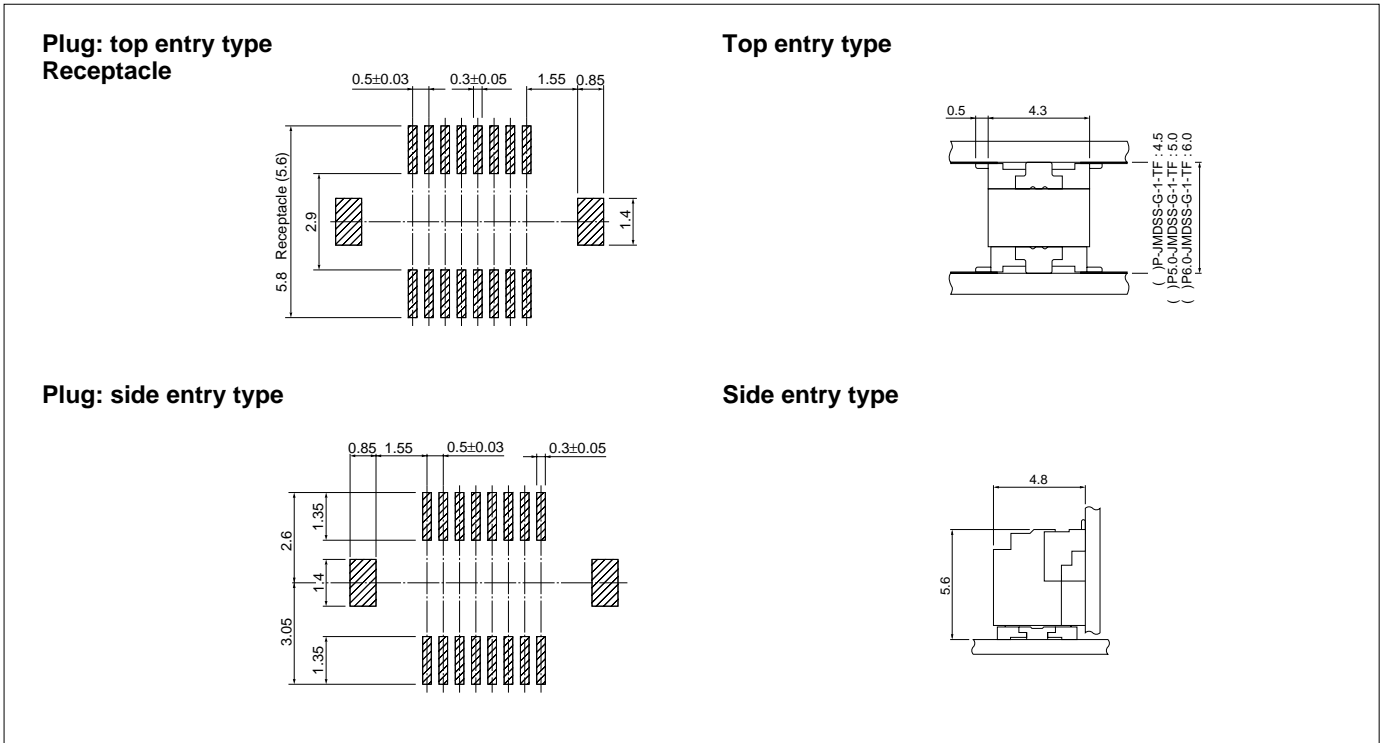
### Material and Finish

Contact: Phosphor bronze, nickel-underplated, gold-plated (nickel-stripe)  
 Housing: PA6T, UL94V-0, gray  
 Solder tab: Brass, copper-undercoated, tin-plated (reflow treatment)

**RoHS compliance** This product displays (LF)(SN) on a label.  
 This products listed above are supplied on embossed-tape.

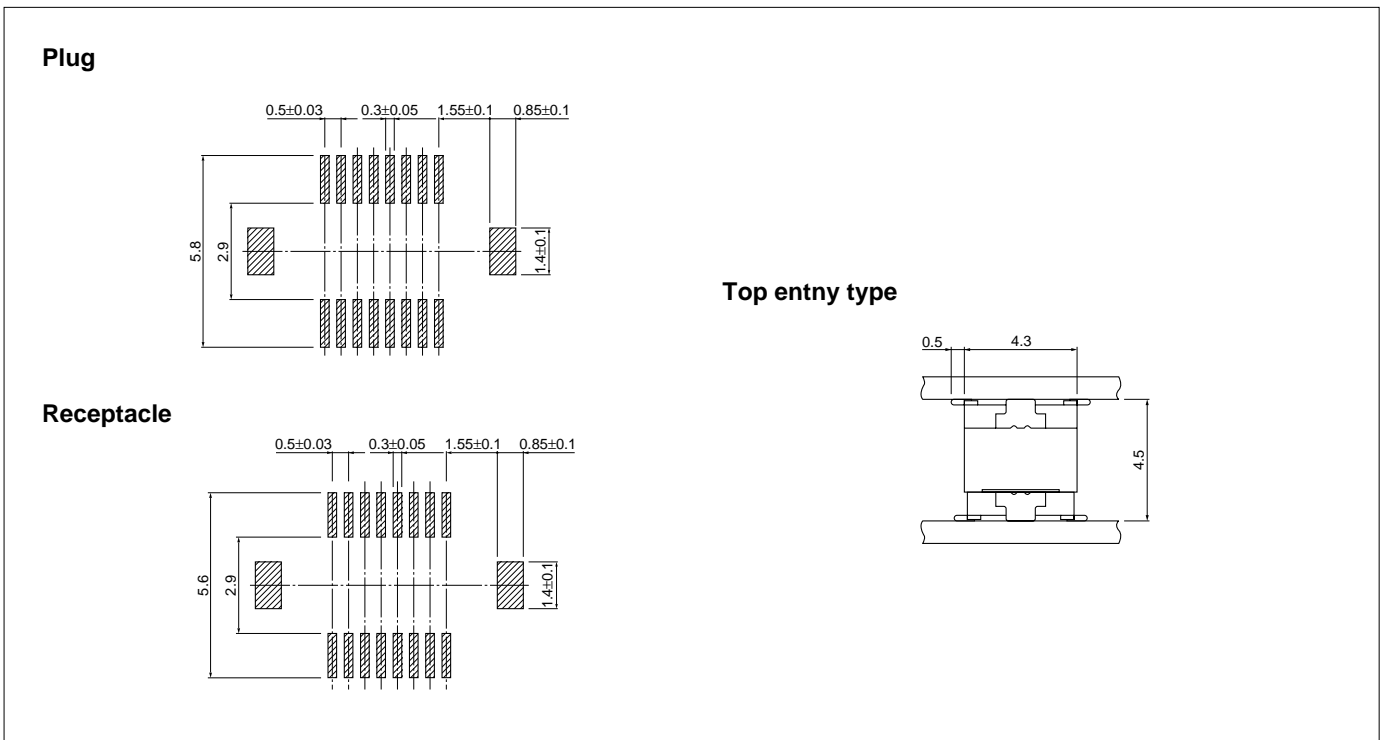
# JMD CONNECTOR

## PC board layout (viewed from component side) and Assembly layout



Note: 1. Tolerances are non-cumulative:  $\pm 0.03\text{mm}$  for all centers.  
2. The dimensions above should serve as a guideline. Contact JST for details.

## PC board layout (viewed from component side) and Assembly layout / with polarizing key



Note: 1. Tolerances are non-cumulative:  $\pm 0.03\text{mm}$  for all centers.  
2. The dimensions above should serve as a guideline. Contact JST for details.